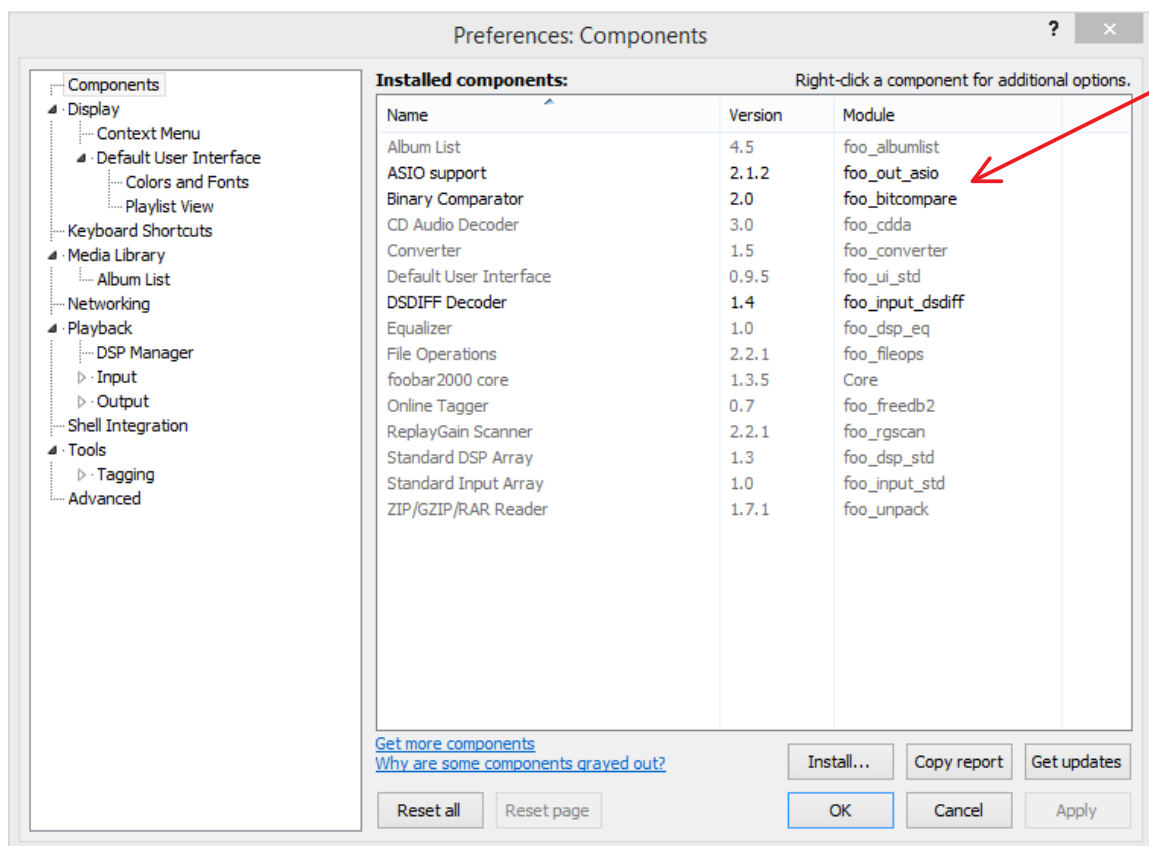


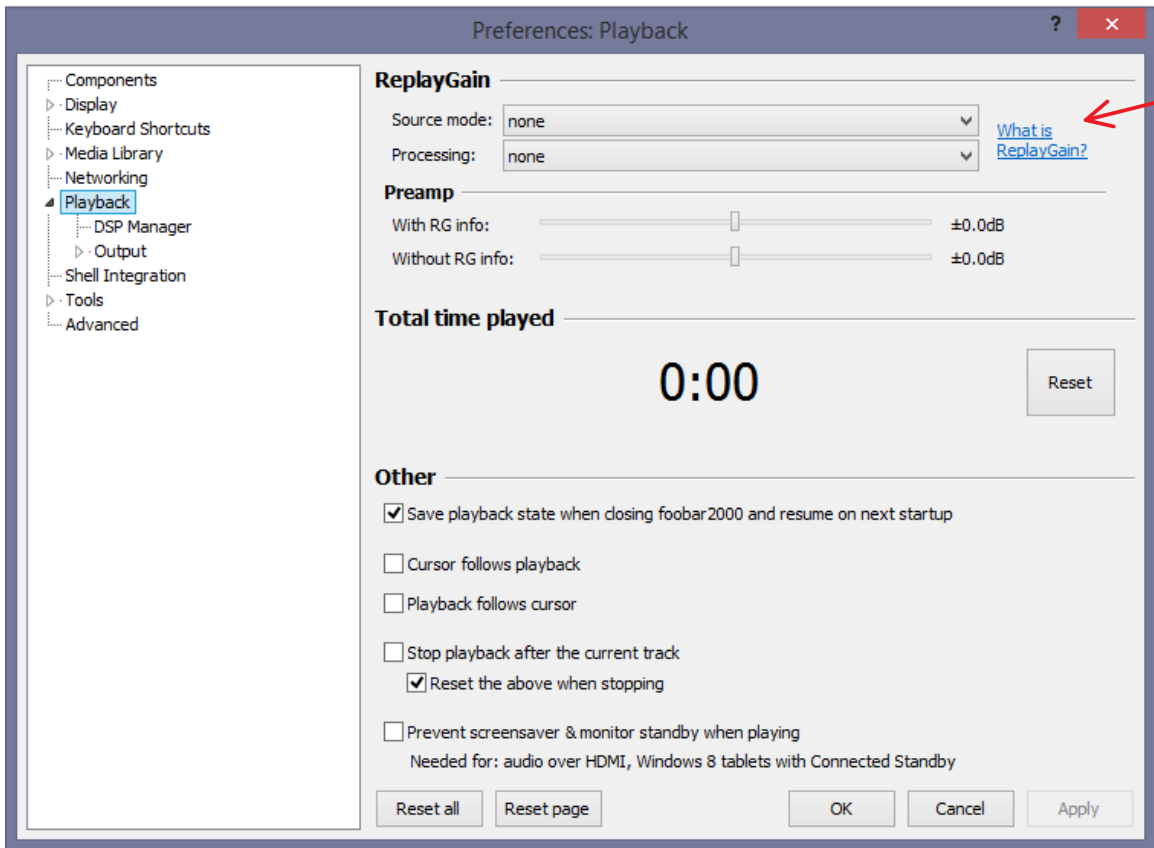
# foobar for MQA

23 November 2014 12:16

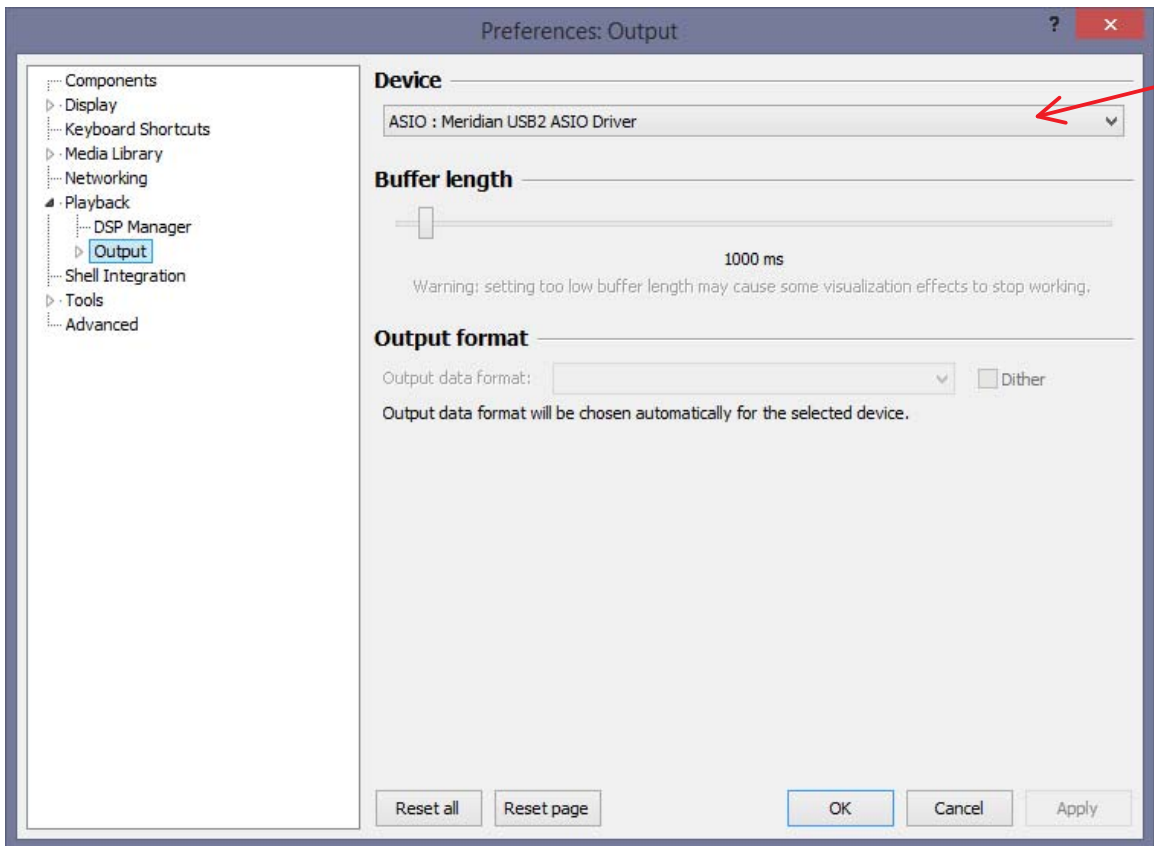
- Get the main app here:
  - <http://www.foobar2000.org/download>
- Get the asio driver
  - [http://www.foobar2000.org/components/view/foo\\_out\\_asio](http://www.foobar2000.org/components/view/foo_out_asio)
  - This is necessary to ensure the app runs bit-accurate. It seems arcane but Windows and Mac try to do 'smart things' with audio and it is the bane of everyone trying to do accurate or 'audiophile' audio
- Get other useful bits
  - [http://www.foobar2000.org/components/view/foo\\_bitcompare](http://www.foobar2000.org/components/view/foo_bitcompare)
- Install it as described here:
  - [http://wiki.hydrogenaud.io/index.php?title=foobar2000:How\\_to\\_install\\_a\\_component](http://wiki.hydrogenaud.io/index.php?title=foobar2000:How_to_install_a_component)
- Foobar File / Preferences /Components should look like this:



- In Preferences, the Playback tab should look like this. Note I set ReplayGain to none / none:



- In Preferences, the Playback / Output tab should look like this:



- **Getting the look that helps.**

- We want the columns to look like this:
- Right-click on the Column Header to add/subtract the ones we want

Playing	File name	Duration	Bitrate	SampleRate	Bits
	38424 Elgar_Romance op_ 62.mqall.decoded_n	4:49	11736 kbps	384000	24
	38424 Elgar_Romance op_ 62	4:49	12054 kbps	384000	24
	35224 Elgar_Romance op_ 62.mqall.decoded_n	4:49	10667 kbps	352800	24
	35224 Elgar_Romance op_ 62	4:49	10881 kbps	352800	24
	35224 Britten_Simple Symphony, op 4 - Boister...	3:00	10685 kbps	352800	24
	35224 Britten_Simple Symphony, op 4 - Boister...	3:00	10905 kbps	352800	24
	35224 Arnesen_MAGNIFICAT 1_ Magnificat ani...	6:03	10162 kbps	352800	24
	35224 Arnesen_MAGNIFICAT 1_ Magnificat ani...	6:03	10369 kbps	352800	24
	35224 Im Confessin.mqall.decoded_n	8:06	9525 kbps	352800	24
	35224 Im Confessin	8:06	9577 kbps	352800	24
	19224 Yacht Dance.mqall.decoded_n	3:58	5118 kbps	192000	24
	19224 Yacht Dance	3:58	5161 kbps	192000	24
	19224 Winelight.mqall.decoded_n	7:34	5486 kbps	192000	24
	19224 Winelight	7:34	5515 kbps	192000	24

The column headers for sample-rate and bitrate are not standard, so key them in as shown in File/Preferences: Playlist View

Preferences: Playlist View

**Custom columns** [Add New] [Remove]

Name	Pattern	Alignment
SampleRate	%samplerate%	center
Bits	%_bitpersample%	center

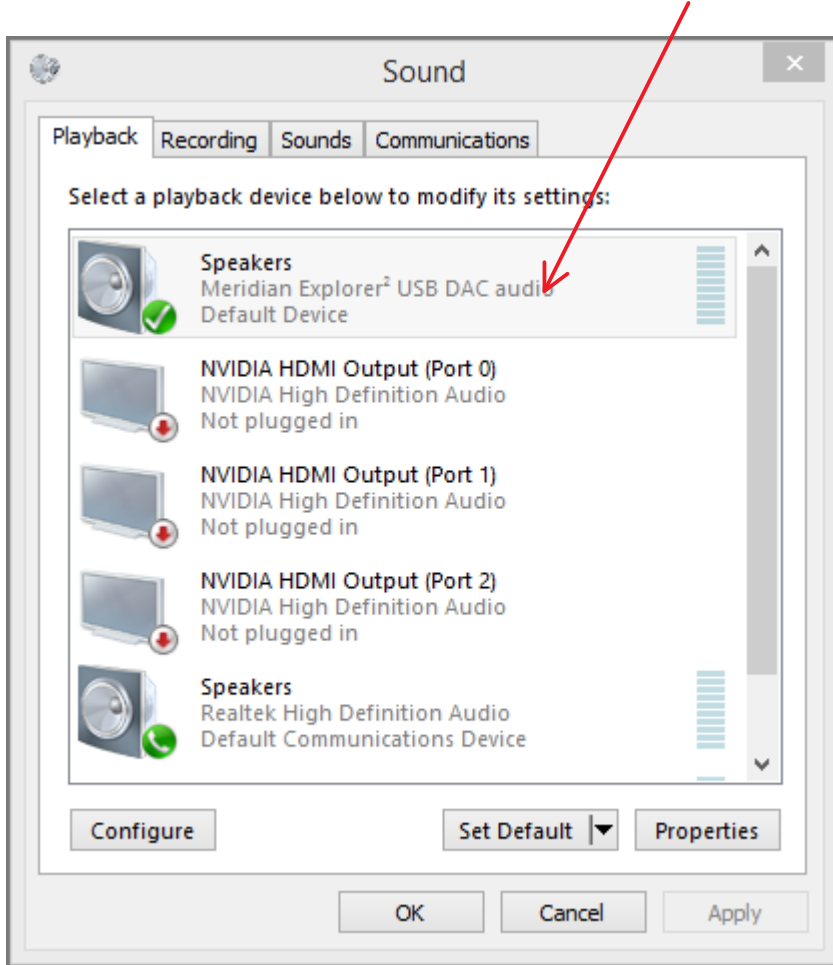
**Custom grouping schemes** [Add New] [Remove]

Name	Pattern

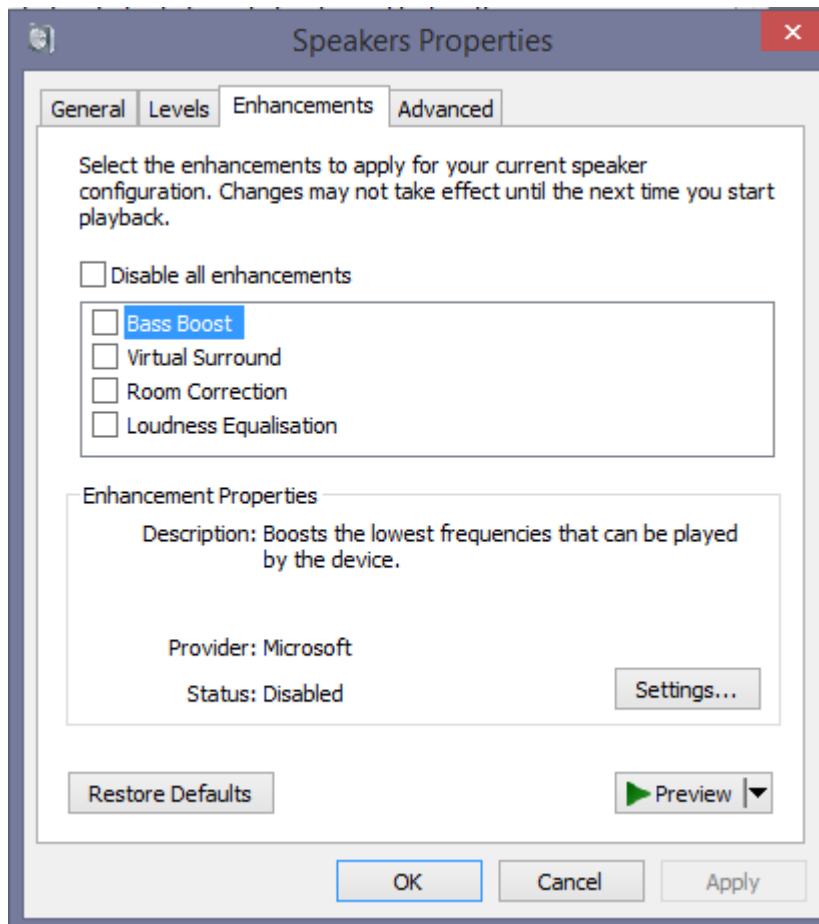
[Reset all] [Reset page] [OK] [Cancel] [Apply]

- **Now we need to get Windows right**

- You need to find the audio devices control. Possible methods are:
  - Look in Tray area (bottom right of screen) ;
    - Right-click on the loudspeaker symbol and select Playback Devices
  - OR go to Control Panel / Manage Audio Devices
  - When you get there it looks like this:



- 
- If it isn't already set, Right-click on Meridian Explorer2 USB DAC and make it Default Device NOT Default Communication Device (which will down sample, make it Mono and do all kinds of DSP shenanigans)
- Highlight the Speakers Explorer2 and click on Properties:
  - Make sure the Enhancements are not selected



- 
- Go to the Advanced Tab. Tick both boxes in Exclusive Mode.
  - Note Sample rate is unimportant for direct exclusive drive.

