



Configuring the D2 input on DSP8000, DSP7200 & DSP52000


How do I configure a Meridian source to use the D2 input on the above DSP Loudspeakers?

To enter configuration mode:

- Turn off the DSP loudspeaker, using the power switch on the back panel
- Turn on the power again while holding down the 0 key on the remote

While in configuration mode:


- Press the source key on the remote corresponding to the source you want to configure
- For example, to configure the DVD source press **DVD** on the MSR+

The display shows: 


- Press the ◀ or ▶ keys on the MSR+ to step between options

The right-hand set of characters shows the current value of the option e.g. 'DVD'

- Pressing ▶ once will allow you to configure the digital input on the DSP Loudspeaker

The display shows: 

- Press the ▲ or ▼ keys on the MSR+ to change the value of the option
- Pressing ▲ once allows you to choose which digital input will be used when pressing the **DVD** Source key

The display shows: 

When you have finished programming sources:

- Switch off at the back panel, and then switch on again to restore normal operation